

Installation Instructions for the Rolling Door Lock (and Combination Version)

If you have the Rolling Door Lock in the changable combination:

Setting your combination The lock is preset from the factory at 0000.

1. Unlock the mechanism and insert the special key in the keyhole, pressing in firmly, and turn one quarter turn in either direction. (Key will click into place.)
2. Set numerical combination. Return the key to original position, remove from locking device and store in a safe place. **Remember/record the combination you have selected!**
3. To lock, depress mechanism and scramble the numbers.

Installing The Rolling Door Lock.

1. Open the rolling door far enough to insert the "U bracket" into place with the locking hole facing out as shown (Figure 1)
2. Additional minor adjustment may be needed to be certain the "U bracket" is out as far as possible then close the lever to lock the door on the "U bracket". (Figure 2)
3. Align the question mark shaped main body so the upper hook part will slide over the doors locking lever and it will receive the "U bracket" in the lower body. (Figure 3)
4. Once properly fitted, depress the locking button. Or with the changeable combination lock, scramble the numbers and depress; therefore securing the lock in place.(Figure 4)
5. Congratulations! Your Rolling Door Lock is installed.(Figure 5) Secure the keys in a safe place.

Remove The Rolling Door Lock

1. Insert key and turn one quarter turn clockwise or turn dials so lock mechanism "pops out". (Slight adjustment may be needed to remove pressure from the pin).
2. Carefully lift the question mark shaped main body off of the "U bracket" and locking lever. (Figure 3)
3. Release the catch and lift the locking lever on the door and raise the door.
4. Remove the "U bracket", install it back on the question mark shaped main body and store in a safe and secure place.




Figure 1



Figure 2




Figure 3




Figure 4




Figure 5

The Equipment Lock Company
Toll Free: 1.866.565.4887
www.equipmentlock.com
info@equipmentlock.com